

2 ½' W FULL HEIGHT KITS



2 ½' full height display
footprint dimensions:
30.30" w x 88.23" h x 12.8" d
XCLM-1X3-K1



2 ½' full height display
footprint dimensions:
30.30" w x 88.23" h x 12.8" d
XCLM-1X3-K2



2 ½' full height display
footprint dimensions:
30.30" w x 88.23" h x 12.8" d
XCLM-1X3-K3



2 ½' full height display
footprint dimensions:
30.30" w x 88.23" h x 12.8" d
XCLM-1X3-K4

5' W FULL HEIGHT KITS



5' full height display
footprint dimensions:
59.11" w x 88.23" h x 12.8" h
XCLM-2X3-K1



5' full height display
footprint dimensions:
59.11" w x 88.23" h x 12.8" h
XCLM-2X3-K2



Add a shelf.



Magnetic arms
make assembly
simple!



Xclaim popups are eco-friendly and have a limited lifetime frame warranty.

XCLAIM™ FABRIC POPUP 7 ½'W FULL HEIGHT KITS



7 ½' full height display
footprint dimensions:
87.92" w x 88.23" h x 12.8" d
XCLM-3X3-K1



7 ½' full height display
footprint dimensions:
87.92" w x 88.23" h x 12.8" d
XCLM-3X3-K2



7 ½' full height display
footprint dimensions:
87.92" w x 88.23" h x 12.8" d
XCLM-3X3-K3



7 ½' full height display
footprint dimensions:
87.92" w x 88.23" h x 12.8" d
XCLM-3X3-K4



7 ½' full height display
footprint dimensions:
87.92" w x 88.23" h x 12.8" d
XCLM-3X3-K5




7 ½' full height display
footprint dimensions:
87.92" w x 88.23" h x 12.8" d
XCLM-3X3-K6



XCLAIM™ FABRIC POPUP 10'W FULL HEIGHT KITS



10' full height display
footprint dimensions:
116.72" w x 88.23" h x 12.8" d
XCLM-4X3-K1



10' full height display
footprint dimensions:
116.72" w x 88.23" h x 12.8" d
XCLM-4X3-K2



10' full height display
footprint dimensions:
116.72" w x 88.23" h x 12.8" d
XCLM-4X3-K3



Magnetic arms =
simple assembly!



Push-fit
fabric graphics.




Add optional shelves, available
in four color options
XCLM-SHLF-K



Xclaim popups are eco-friendly and
have a limited lifetime frame warranty.

XCLAIM™ FABRIC POPUP 10'W FULL HEIGHT KITS



10' full height display
footprint dimensions:
116.72" w x 88.23" h x 12.8" d
XCLM-4X3-K4



10' full height display
footprint dimensions:
116.72" w x 88.23" h x 12.8" d
XCLM-4X3-K5



10' full height display
footprint dimensions:
116.72" w x 88.23" h x 12.8" d
XCLM-4X3-K6



Magnetic arms =
simple assembly!



Push-fit
fabric graphics.




Add optional shelves, available
in four color options
XCLM-SHLF-K




silver black mahogany natural



7'W KITS



7' display
footprint dimensions:
83.51" w x 63.14" h x 12.8" d
XCLM-3QP-K1



7' display
footprint dimensions:
83.51" w x 63.14" h x 12.8" d
XCLM-3QP-K2

10'W KITS



10' display
footprint dimensions:
124.25" w x 83.51" h x 12.8" d
XCLM-6QP-K1




10' display
footprint dimensions:
124.25" w x 83.51" h x 12.8" d
XCLM-6QP-K2


14'W FULL HEIGHT KITS



14' full height display
footprint dimensions:
164.99" w x 103.88" h x 12.8" d
XCLM-10QP-K1



14' full height display
footprint dimensions:
164.99" w x 103.88" h x 12.8" d
XCLM-10QP-K2



14' full height display
footprint dimensions:
164.99" w x 103.88" h x 12.8" d
XCLM-10QP-K3



Xclaim popups are eco-friendly and have a limited lifetime frame warranty.

POPOP DISPLAY SYSTEMS



RELIABLE. PORTABLE. ESSENTIAL.

The Coyote™ popup display system combines reliability, portability and style • State-of-the-art rare earth neo magnets make Coyotes fast and easy when compared to complicated “snap in” channel bars and fragile locking style systems • All Coyote displays are offered in curved or straight systems, single or double-sided • Combine graphic mural panels or versatile hook & loop-friendly fabric panels



COYOTE™ POPUP DISPLAY SYSTEMS

This fully magnetic popup display system provides a graphic or hook & loop receptive fabric backwall. Coyote™ popup displays require no tools for assembly, are portable, versatile, durable and easy to use. The Coyote line features a plethora of accessory options to add such as shelves, monitor mounts and case-to-counter conversion kits and graphics.



A versatile display system!

FABRIC CHOICES

All Coyote popup display systems are available with printed graphic murals or "hook & loop-friendly" fabric panels of your choice. Actual fabric color may vary slightly.

REGAL - SMOOTH EXHIBIT & DISPLAY FABRIC



R01 carbon R02 chrome R03 storm R28 azure blue

PREMIER - RIBBED EXHIBIT & DISPLAY FABRIC



R28 persian blue R29 beach R31 eco green R30 maroon



R02 steel R03 charcoal R15 cinder R01 lava

COYOTE™ POPUP DISPLAY SYSTEMS



4'w tabletop
footprint dimensions:
45.5"w x 30.63"h x 12.5"d
COY-KKG-1X1-C



6'w tabletop
footprint dimensions:
73"w x 30.63"h x 19.25"d
COY-KKG-2X1-C



6'w tabletop
footprint dimensions:
73"w x 59.38"h x 19.25"d
COY-KKG-2X2-C



8'w tabletop
footprint dimensions:
97.25"w x 59.38"h x 25"d
COY-KKG-3X2-C



6'w full height
slim-line display system
footprint dimensions:
73"w x 87.56"h x 19.25"d
COY-KKG-2X3-C



8'w full height
standard display system
footprint dimensions:
97.25"w x 87.56"h x 25"d
COY-KKG-3X3-C



8'w serpentine
full height display system
footprint dimensions:
102"w x 87.56"h x 20.25"d
COY-KKG-ST-8



10'w full height
standard display system
footprint dimensions:
118"w x 87.56"h x 36.5"d
COY-KKG-4X3-C



11'w serpentine
full height display system
footprint dimensions:
129"w x 87.56"h x 22"d
COY-KKG-ST-10



11'w standard horseshoe
full height exhibit system
footprint dimensions:
113"w x 87.56"h x 54"d
COY-KKG-HS



17'w deluxe horseshoe
full height exhibit system
footprint dimensions:
193.5"w x 87.56"h x 59.5"d
COY-KKG-DHS

POPUP DISPLAY SYSTEMS



Coyotes are eco-friendly, many come with a carry case and feature a limited lifetime frame warranty. Kits shown come with lights featured.



20'w gullwing
full height exhibit system
footprint dimensions:
231" w x 87.56" h x 41" d
COY-KKG-GW



20'w serpentine
full height exhibit system
footprint dimensions:
217.75" w x 87.56" h x 60.5" d
COY-KKG-SPNT

INTERNAL SHELF KIT

COY-IS-CK

- presents products or literature
- comes with 2 clear acrylic shelves to be used horizontally or at 45° angles
- max capacity per shelf = 15 lbs, max per quadrant = 45 lbs
- for use with curved frame only
- lighting package available (not to be stored with display)



MONITOR MOUNT

COY-MM

- fully integrates with straight or curved Coyote™ systems
- one panel cut to fit the monitor*
- VESA bolt compatible
- max weight = 50 lbs
- LCD max size = 23"



OCX CASE TO COUNTER CONVERSION



OCX

- premium latches for maximum strength
- roto molded transit case
- built in wheels, handle
- light storage in the lid
- UPS approved
- optional wood counter available (see p. 178)

ROLL WRAP

OCX-C2C-G

- available in carpet or graphic
- converts OCX to a counter
- polymer counter surface exposed
- optional wood counter top can be added in your choice of silver, black, mahogany or natural

STRETCH WRAP

OCX-SW-G

- stretch fabric pullover
- converts OCX to a counter
- polymer counter surface covered by fabric



*Monitors not included.

Coyotes come with a limited lifetime frame warranty.

MODULATE™



MIX. MATCH. RECONFIGURE.

Ideal for making a unique display solution • Magnetic connections add functionality and versatility • Choose from 15 separate banner shapes and sizes to create a custom combination • Pre-defined 30ft inline kits reconfigure into smaller exhibit sizes with no extra parts or packaging • Choose from straight, convex or concave banners




MODULATE™ MAGNETIC MIX & MATCH BANNERS

Modulate™ allows for customized configurations of banners and backwalls with the use of **MAGNETIZED** frames. Aluminum tube frames are coupled with zipper pillowcase fabric graphics to create versatile, eye-catching displays.

Simply assemble frames, add graphics and place desired frames next to one another!



**MODULATE SERIES 3
10FT FABRIC BACKWALL KIT 05
MOD-10-05-M-TL**



High-powered internal magnets!



Features universal, patented magnet connectors!



See full line of banner options on p. 72-73.

MODULATE™ MAGNETIC MIX & MATCH BANNERS

MAGNETIZED fabric banners feature unique angles and shapes, are portable and easy to assemble. Choose from 14 frame shapes and connect to design your own combinations.

CONVEX & CONCAVE SHAPED BANNERS



MOD-FRM-01-M-TL
60"w x 96"h x 19"d



MOD-FRM-02-M-TL
60"w x 96"h x 19.3"d



MOD-FRM-03-M-TL
35"w x 96"h x 17.72"d



MOD-FRM-04-M-TL
35"w x 96"h x 17.72"d



MOD-FRM-05-M-TL
112.58"w x 92.36"h x 31.23"d




MOD-FRM-06-M-TL
45.74"w x 96"h x 17.72"d

MODULATE COUNTER

MOD-CNTR-M

- 31.5" w x 40" h x 23.5" d
- magnetic, tubular frame with snap buttons
- fabric graphic attaches via hook and loop around the frame & zips in the back
- internal shelf provides area to store materials
- portable carry bag makes transport simple
- counter top is available in your choice of four color options




back view



Modulate displays come with a carry bag and a lifetime limited frame warranty.

DESIGN YOUR OWN COMBINATIONS

STRAIGHT BANNERS



MOD-FRM-07-M-TL
90.78" w x 92" h x 17.72" d



MOD-FRM-08-M-TL
46.7" w x 92" h x 17.72" d



MOD-FRM-09-M-TL
66.74" w x 96" h x 17.72" d




MOD-FRM-10-M-TL
32.74" w x 96" h x 17.72" d



MOD-FRM-11-M-TL
43.74" w x 92" h x 17.72" d
right taper or left taper



MOD-FRM-12-M-TL
96.34" w x 48.39" h x 17.72" d



MOD-FRM-13-M-TL
48.74" w x 96" h x 17.72" d



MOD-FRM-14-M-TL
96.7" w x 96" h x 17.7" d



NEW
Design

door
handle

MODULATE DOOR
MOD-DOOR-M
48" w x 96" h x 1.17" d

ACCENT LADDERS

**ONE
YEAR**



NEW

ACCENT LADDER 01*
MOD-ML-01
31.5" w x 92.2" h x 23.5" d
*backwall not included



NEW

ACCENT LADDER 02*
MOD-ML-02
31.5" w x 96.2" h x 23.5" d
*backwall not included



Modulate displays come with a carry bag and a lifetime limited frame warranty.

MODULATE™ RECONFIGURABLE KITS

If you have a tradeshow schedule where you have multiple size spaces to plan for, Modulate™ pre-defined 30' inline kits can reconfigure easily into smaller exhibit sizes with no extra parts or packaging! **MAGNETIC** frames connect quickly and easily. **Maximize your value in a versatile, reconfigurable system.**

RECONFIGURE INTO MULTIPLE SIZES!

CONVERT A 30' INLINE



MOD-30-02-M-TL

0	0	0	0	0	0	0	0
10	11	9	9	11	10		

INTO A 20' INLINE



MOD-20-02-M-TL

0	0	0	0	0	0
10	11	9	11	10	

OR TWO 10' INLINE DISPLAYS



MOD-10-03-M-TL

0	0	0
11	10	11



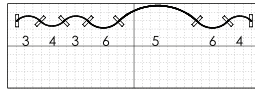
MOD-10-04-M-TL

0	0
10	9

MODULATE | RECONFIGURABLE KITS



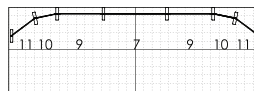
Modulate displays come with a carry bag and a lifetime limited frame warranty.



OR TWO 10' INLINE DISPLAYS



Modulate uses universal, patented magnetic connectors!



OR TWO 10' INLINE DISPLAYS



Modulate displays come with a carry bag and a lifetime limited frame warranty.

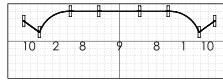
MODULATE™
RECONFIGURABLE KITS

CONVERT A 30' INLINE

INTO A 20' INLINE



MOD-30-04-M-TL



MOD-20-04-M-TL

Kit includes banners 2, 10, 9, 10, 1

OR TWO 10' INLINE DISPLAYS



MOD-10-07-M-TL

Kit includes banners 8 & 1



MOD-10-08-M-TL


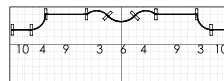
Kit includes banners 8 & 9

CONVERT A 30' INLINE

INTO A 20' INLINE



MOD-30-05-M-TL



MOD-20-05-M-TL

Kit includes banners 3, 9, 6, 9, 4

OR TWO 10' INLINE DISPLAYS



MOD-10-09-M-TL

Kit includes banners 3, 10, 4



MOD-10-10-M-TL

Kit includes banners 4, 9, 3

MODULATE | RECONFIGURABLE KITS



Modulate displays come with a carry bag and a lifetime limited frame warranty.

FIND THE PERFECT FABRIC OR MODULAR DISPLAY



FABRIC DISPLAYS
OFF-THE-SHELF
TO CUSTOM



MODULAR SYSTEMS
LIGHT BOXES, EXHIBITS,
ACCESSORIES



WIDEST RANGE OF OPTIONS



FORMULATE[®] ESSENTIAL



QUICK. PORTABLE. FABRIC.

Aluminum tube frames and pillowcase fabric graphics combine to create a sleek banner or display in minutes • Bungee corded frames feature curved corners and push-button connectors • Banners, tabletop, 8' and 10' inline displays available • Lightweight and quick to set up • Ideal for tradeshow, events and retail environments

Formulate® Essential banner displays feature basic tubular frames coupled with pillowcase fabric graphics. The economy tube frames come with a one year limited warranty. Simply pull the graphic over the frame.

FORMULATE ESSENTIAL BANNER - STRAIGHT

- standard height = 92"
- standard depth = 14.75"
- offered in seven widths
- straight aluminum tube frame
- rounded corners
- bungee cords for easy assembly
- sturdy feet anchor the display
- comes with single or double-sided pillowcase fabric graphic
- comes with carry bag



FMLT-ESS-S-600-2
23.5"w



FMLT-ESS-S-800-2
31.5"w



FMLT-ESS-S-850-2
33.5"w



FMLT-ESS-S-920-2
36.5"w



FMLT-ESS-S-1000-2
39.5"w



FMLT-ESS-S-1200-2
47.25"w



FMLT-ESS-S-1500-2
59"w



Bungee corded poles allow for simple assembly.



Easy-to-apply pillowcase fabric graphics!



Formulate banners feature bungee cords and come with a carry bag and one year limited frame warranty.

**FORMULATE ESSENTIAL
TABLETOP DISPLAYS**

- Formulate® Essential Tabletop economy aluminum tube frames feature bungee cords, rounded corners and come with a one year limited warranty
- simply pull the pillowcase fabric graphic over the frame and zip
- all displays have an overall height of 5' and fit on an 8' wide table and come with a canvas carry bag

**Straight
FMLT-ESS-STT-01**



**Horizontal Curved
FMLT-ESS-HTT-02**




horizontal curved
top view




**FORMULATE ESSENTIAL
8' DISPLAYS**

- Formulate® Essential 8' economy aluminum tube frames feature bungee cords, rounded corners and come with a one year limited warranty
- simply pull the pillowcase fabric graphic over the frame and zip
- all displays come with a canvas carry bag



**Straight
FMLT-ESS-S08-01**




**Horizontal Curved
FMLT-ESS-H08-02**

horizontal curved
top view




FORMULATE ESSENTIAL 10' DISPLAYS


- Formulate® Essential 10' economy aluminum tube frames feature bungee cords, rounded corners and come with a one year limited warranty
- simply pull the pillowcase fabric graphic over the frame and zip
- all displays come with a canvas carry bag



Straight
FMLT-ESS-S10-01



Horizontal Curved
FMLT-ESS-H10-02



Serpentine Curved
FMLT-ESS-SC10-01

horizontal curved
top view



serpentine curved
top view



Bungee corded poles allow for simple assembly.



Formulate Essential displays come with a carry bag and a one year limited frame warranty.

FORMULATE® MASTER



STYLE. SIMPLICITY. VARIETY.

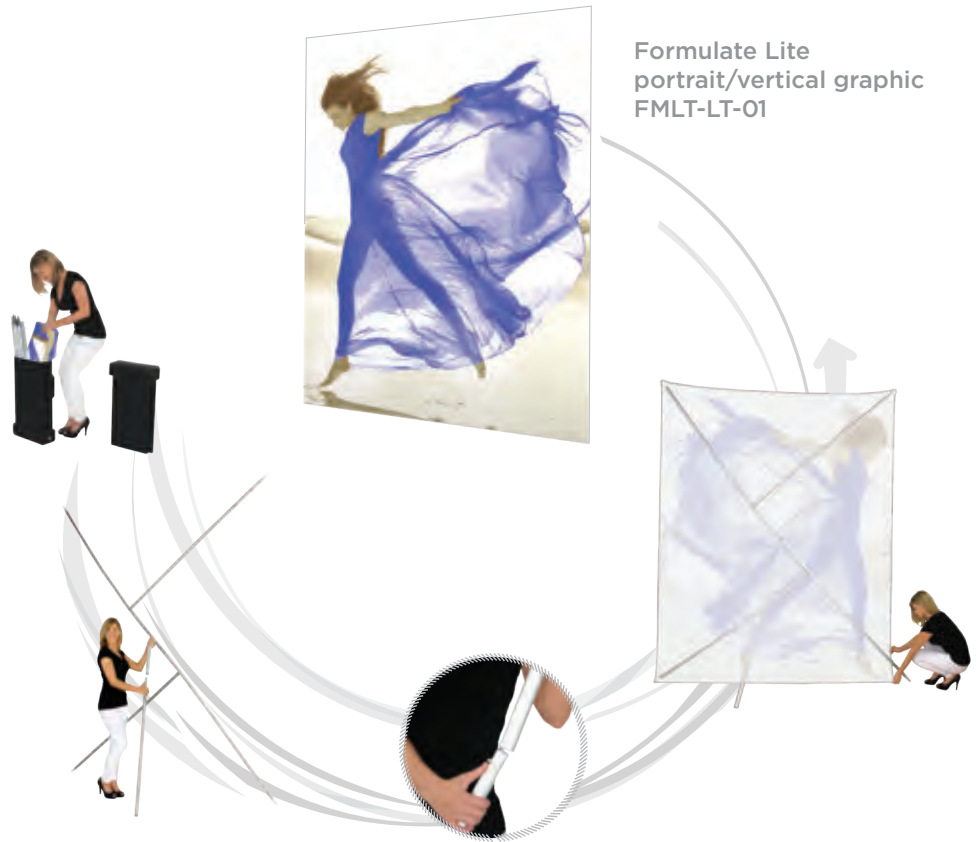
Formulate® Master banners, backwalls, hanging signs and more • Durable aluminum tube frames and pillowcase fabric graphics make assembly simple and create a timeless, stylish appearance • Accessorize any 10' or 20' inline backwall with a variety of accents for functionality and style • Perfect for tradeshow, corporate interiors and retail environments

FORMULATE LITE 8'/10' DISPLAYS

- portable, versatile 8' by 10' fabric back drop
- converts easily from landscape/horizontal to portrait/vertical configuration
- sturdy, lightweight 30mm aluminum frame with push-buttons
- fabric graphic stretches over the corners of the frame to attach
- comes with carry bag



Formulate Lite -
landscape/horizontal graphic



Formulate Lite
portrait/vertical graphic
FMLT-LT-01

FORMULATE TABLETOP DISPLAYS

- straight and vertical curved configurations
- tube frames feature snap button connections
- pillowcase fabric graphic slides over the frame



Formulate TT1
FMLT-WTT-V01



Formulate TT3*
FMLT-WTT-V03

*monitor not included



Formulate TT4
FMLT-WTT-S01



Formulate Lite and Master displays come with a portable carry bag or case and a limited lifetime frame warranty.

FORMULATE® MASTER DISPLAYS

FORMULATE MASTER 8', 10' & 20' DISPLAYS

Sophisticated yet simple, Formulate® Master 8', 10' and 20' Straight, Horizontal Curved, Vertical Curved and Serpentine Curved backwalls combine pillowcase fabric graphics with lightweight aluminum tube frames. A multitude of backwall accent options are available.



Formulate WH10
FMLT-WH10-06

*Formulate displays add a professional,
timeless & stylish appearance!*

MASTER 8', 10' & 20' DISPLAYS | FORMULATE® MASTER

Featuring easy-to-assemble tube frames with snap button connectors and pull-over zipper pillowcase fabric graphics.

CHOOSE THE BACKWALL SHAPE AND SIZE!



STRAIGHT

- 8', 10' 20' wide



straight
top view

All Formulate
Master Accent
Kits are compatible
with 10' & 20'
Straight and
Vertical Curved
frames.



HORIZONTAL CURVED

- 8', 10' 20' wide



horizontal curved
top view



VERTICAL CURVED

- 8', 10' 20' wide



vertical curved
top view



SERPENTINE CURVED

- 20' wide only



serpentine curved
top view



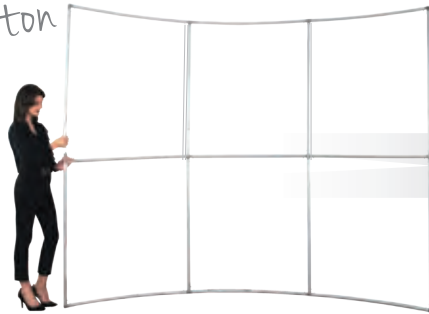
Formulate Master displays are available for rent, come with a portable carry bag or case and a limited lifetime frame warranty.

FORMULATE® MASTER | 10' & 20' ACCENTS

PICK YOUR BACKWALL

First, choose from Formulate Master 10' & 20' backwalls available in Straight, Horizontal Curved, Vertical Curved and Serpentine Curved (20' only) configurations. Then accessorize to add functionality, shelving and areas for more messaging.

Simple push-button assembly!



Slip-over graphic with zipper at bottom.

5 ACCESSORY OPTIONS!



ACCENT 01 FMLT-WL01

Pillowcase fabric graphic



ACCENT 02 FMLT-WL02

Three 20" w shelves and top and bottom printed infill panels



ACCENT 03 FMLT-WL03/ -L, -R*

Choice of right-hand or left-hand arm tables, top and bottom printed infill panels; fits a medium sized monitor*



ACCENT 04 FMLT-WL04*

Features a 36" w table top, top and bottom hook & loop applied printed fabric graphics and hardware mounts for a medium sized monitor*



ACCENT 07 FMLT-WL07

Two 30" w shelves and a 36" w fabric counter adds space for small products to be displayed with style

Impress and add function to your Formulate 10' or 20' backwall!



Optional upgrade - Lumina 200 light see p 175.



Optional upgrade - Slimline LED light see p. 175.

*Monitors not included.

Accent 02, 03, 03-R & 03-L are also available for rent. Formulate Master accents are made in North America, come with portable cases and a limited lifetime frame warranty.



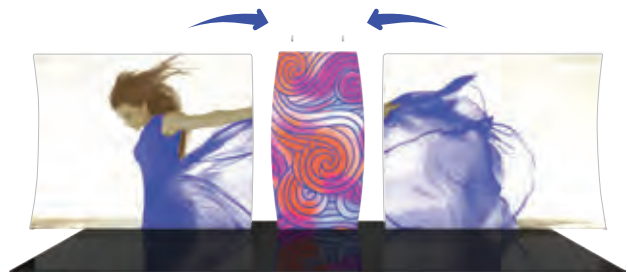
PICK YOUR ACCENT

Formulate Master backwall accents provide enhanced functionality and real estate for messaging. Choose from unique and designer options including shelving, surface areas, monitor displays and additional space for messaging.




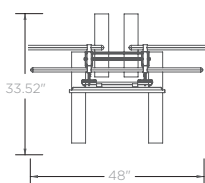
**FORMULATE
BACKWALL CONNECTOR**
FMLT-WBWC

The Formulate® Master Backwall Connector is an ideal accessory to connect two 10' or 20' Formulate backwalls. It features a pillowcase fabric graphic and connects easily to create the appearance of one seamless display.



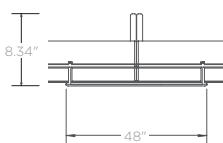
CONNECTOR 03
FMLT-WBWC-03*

Pillowcase fabric graphic and monitor mounts for a medium sized monitor*



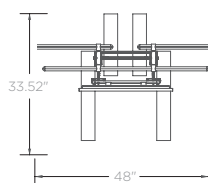
CONNECTOR 04
FMLT-WBWC-04

Pillowcase fabric graphic



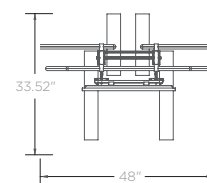
CONNECTOR 05
FMLT-WBWC-05*

Pillowcase fabric graphic and monitor mounts for a medium sized monitor*



CONNECTOR 07
FMLT-WBWC-07*

Pillowcase fabric graphic and monitor mount for a medium sized monitor*



*Monitors not included.

Accent 02, 03, 03-R & 03-L are also available for rent. Formulate Master accents are made in North America, come with portable cases and a limited lifetime frame warranty.





Fabric graphics slip easily over the frame!

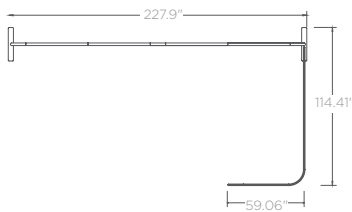


*Add illumination!
LED display lighting options available (see p. 175).*

BACKWALL ACCENT 04

(curved) FMLT-WBWA-04C-L/-R

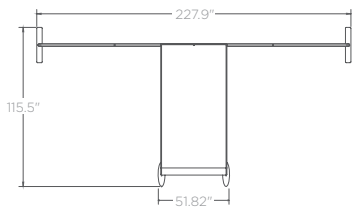
- (curved) 59.06" w x 35.43" h x 114.41" d
- L-shaped pillowcase divider walls attach to any Formulate Master Straight backwall



BACKWALL ACCENT 05*

FMLT-WBWA-05

- 51.82" w x 96.87" h x 103.65" d
- L-shaped pillowcase fabric graphic attaches to any Formulate Master Straight style backwall
- 48.82" w tabletop included on interior of accent


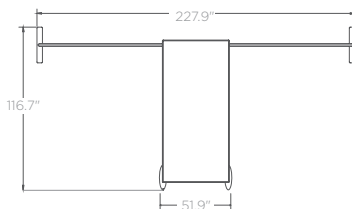


** only for use in peninsula or island tradeshow spaces*

BACKWALL ACCENT 06*

FMLT-WBWA-06

- 51.9" w x 98.99" h x 107.47" d
- one straight and one curved panel connect and attach to any Formulate Master Straight style backwall
- 44.94" w x 41.18" h x 14" d laminate counter included on interior of accent provides lockable storage



** only for use in peninsula or island tradeshow spaces*



FORMULATE MASTER
HEIGHT EXTENDERS

Add height and additional space for messaging with an 8', 10' or 20' wide Horizontal Curved or Straight Extension Kit! Create stunning 10' tall backwall. Convert your 8' backwall to a 10' tall with a 2' extension kit or buy a 10' tall kit.



10'H X 20'W EXTENDED HEIGHT KITS

HORIZONTAL: FMLT-WH2010

STRAIGHT: FMLT-WS2010

MASTER
HEIGHT EXTENSION HARDWARE


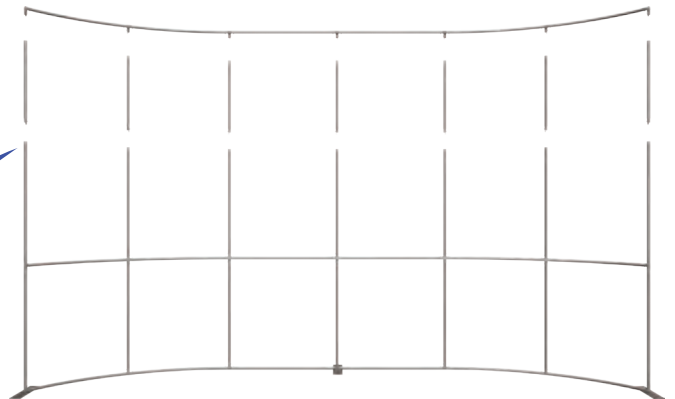
8' HORIZONTAL/STRAIGHT & 10' STRAIGHT: FMLT-10FT-EXT-3

10' HORIZONTAL: FMLT-10FT-EXT-4

20' STRAIGHT: FMLT-10FT-EXT-5

20' HORIZONTAL: FMLT-10FT-EXT-7

Extension kits
add 2'!



10'H X 10'W KITS

HORIZONTAL: FMLT-WH1010

STRAIGHT: FMLT-WS1010



10'H X 8'W KITS

HORIZONTAL: FMLT-WH0810

STRAIGHT: FMLT-WS0810

10' tall kits take
your exhibit to
new heights!




Formulate Master extended height kits come packed into a hard shipping case. Extension hardware does not include a carry bag.

FORMULATE® MASTER BACKLIT DISPLAYS

FORMULATE MASTER BACKLIT DISPLAYS


Formulate® Backlit kits feature a 50mm straight tubular frame, LED curtain lights, which attach at the top and bottom of the frame, and a pillowcase stretch fabric graphic.

Illuminated LED light curtain!



FORMULATE BACKLIT KITS

- offered in 3', 5', 8' & 10' widths, all 8'h
- tube frames feature spigot assembly
- LED light curtains attach to the frame
- pillowcase fabric graphic slips over frame
- ships in OCE case




Formulate 3' Backlit Kit
34.69" w x 92" h x 25.59" d
FMLT-BL-WS3-01 **NEW**


Illuminate & draw attention!



Formulate 5' Backlit Kit
61.75" w x 92" h x 26.63" d
FMLT-BL-WS5-01



Formulate 8' Backlit Kit
90" w x 92" h x 26.63" d
FMLT-BL-WS8-01



Formulate 10' Backlit Kit
116" w x 92" h x 26.63" d
FMLT-BL-WS10-01




Formulate Backlit displays come with portable cases and a limited lifetime frame warranty.

NEW

FORMULATE® MASTER DYNAMIC BACKLIT DISPLAYS

FORMULATE MASTER DYNAMIC BACKLIT DISPLAYS

Formulate® Dynamic Backlit kits allow you to couple a dynamic, programmed light show with a captivating image/graphic. Programming the light animations is offered as a service.



FORMULATE DYNAMIC BACKLIT KITS

- offered in 3', 5', 8' & 10' widths, all 8'h
- tube frames assemble w/ snap buttons
- programmable LED light curtains make the display **DYNAMIC**
- pillowcase fabric graphic slips over frame

*Animated lights
create a captivating
visual story!*



Formulate 3' Dynamic Backlit Kit
34.69"w x 92"h x 25.59"d
FMLT-DYCL-WS3-01



Formulate 5' Dynamic Backlit Kit
63.71"w x 92"h x 25.59"d
FMLT-DYCL-WS5-01



Formulate 8' Dynamic Backlit Kit
92.94"w x 92"h x 25.59"d
FMLT-DYCL-WS8-01



Formulate 10' Dynamic Backlit Kit
120.94"w x 92"h x 25.59"d
FMLT-DYCL-WS10-01



Formulate Dynamic Backlit Displays come with portable cases and a limited lifetime frame warranty.

FORMULATE® DESIGNER SERIES



ONE-OF-A-KIND. MODERN. IMPACT.

Formulate® Master Designer Series 10', 20' and 30' inline backwalls feature unique designs and style elements, making them stand out in any environment

- Exceptional aluminum tube frame shapes and accents create dimension and deliver impact
- A variety of kits featuring canopies, monitor mounts and lights are available
- Create a modern, eye-catching appearance at any tradeshow or event

FORMULATE DESIGNER SERIES
10' DISPLAYS

Formulate® Designer Series exhibits and structures feature unique stylistic elements, making them modern and sophisticated. Kits couple lightweight aluminum frames with push-fit and zipper pillowcase fabric graphics.



FORMULATE DESIGNER SERIES KIT 08
FMLT-DS-10-08*



OCE, OCH, OCL
Formulate Designer Series Displays come in OCE, OCH or OCL hard shipping cases.

**FORMULATE DESIGNER SERIES
10' DISPLAYS**

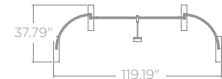
Formulate® Designer Series 10' displays have unique stylistic features and shapes, are portable and easy to assemble. Aluminum tube frames feature snap-buttons and are coupled with zipper pillowcase fabric graphics. Displays come in portable, wheeled transit cases.



FMLT-DS-10-01*



FMLT-DS-10-02



FMLT-DS-10-03



FMLT-DS-10-04



FMLT-DS-10-05



FMLT-DS-10-06*



*Monitors not included.

Formulate Designer Series displays are made in North America, come with portable cases and a limited lifetime frame warranty.

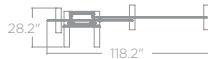


FORMULATE DESIGNER SERIES
10' DISPLAYS

Stand out with unique styling features!



FMLT-DS-10-07*



FMLT-DS-10-08*



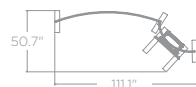
FMLT-DS-10-09*



FMLT-DS-10-10*



FMLT-DS-10-11*



FMLT-DS-10-13



*Monitors not included.

Formulate Designer Series displays are made in North America, come with portable cases and a limited lifetime frame warranty.

FORMULATE® DESIGNER SERIES | 20' DISPLAYS


FORMULATE DESIGNER SERIES 20' DISPLAYS

Formulate® Designer Series 20' inline exhibits feature unique stylistic elements, making them modern and sophisticated. Formulate Designer Series structures couple lightweight aluminum tube frames with stretch, zipper pillowcase fabric graphics.

Professional exhibit solutions!



FMLT-DS-20-01

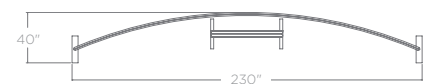


FORMULATE DESIGNER SERIES | 20' DISPLAYS

Illuminated wall



FMLT-DS-20-02



Formulate Designer Series displays are made in North America, come with portable cases and a limited lifetime frame warranty.

FORMULATE DESIGNER SERIES
20' DISPLAYS




FMLT-DS-20-03



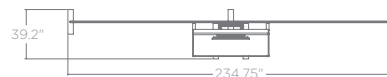
Add lights,
literature
holders &
accessories!
See p. 174-175



FMLT-DS-20-04



FMLT-DS-20-05*



*Monitors not included.

Formulate Designer Series displays are made in North America, come with portable cases and a limited lifetime frame warranty.

FORMULATE DESIGNER SERIES
20' DISPLAYS

Formulate® Designer Series 20' & 30' inline exhibits feature unique stylistic elements, making them modern and sophisticated. Formulate Designer Series structures couple lightweight aluminum tube frames with stretch, zipper pillowcase fabric graphics.




FMLT-DS-20-06*
27.58" 233"



FMLT-DS-20-07*
31.54" 224.57"



FMLT-DS-20-08*
27.36" 235.98"



FMLT-DS-20-12*
33.67" 232.06"



FMLT-DS-20-13*
42.63" 240"

FORMULATE DESIGNER SERIES | 20' DISPLAYS




*Monitors not included.

Formulate Designer Series displays are made in North America, come with portable cases and a limited lifetime frame warranty.

FORMULATE DESIGNER SERIES
30' DISPLAYS




FMLT-DS-30-01



FMLT-DS-30-03




FMLT-DS-30-04



FMLT-DS-30-05



FMLT-DS-30-06



*Monitors not included.

Formulate Designer Series displays are made in North America, come with portable cases and a limited lifetime frame warranty.

FORMULATE® FUSION

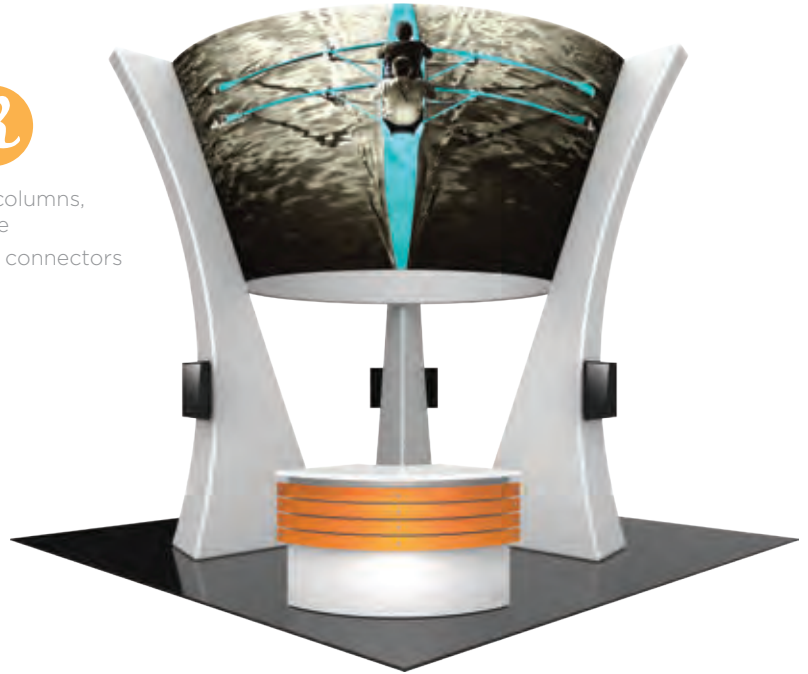
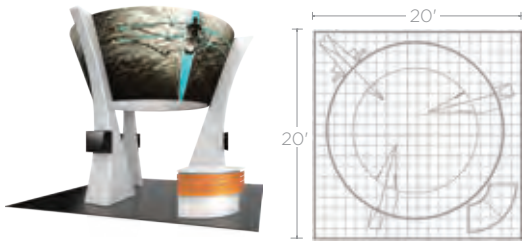


FORM. FABRIC. FUNCTION.

Combining organic and architectural shapes with state-of-the-art pillowcase fabric graphics, Formulate® Fusion 20' x 20' and 20' x 30' island exhibits stand out on any tradeshow floor • Kits feature kiosks, demonstration spaces, conference areas, theaters and more • Dominate the exhibit hall and stand out from the rest with commanding architectural lines and shapes

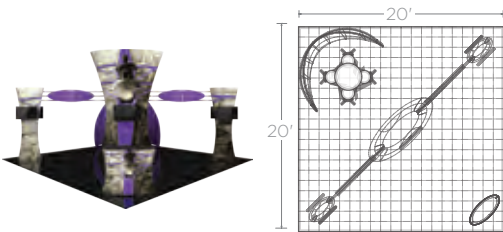
FORMULATE FUSION KIT 05 
CFAB-K-05

- fabric covered tower centerpiece, zippered white fabric columns, laminate counter, three monitor mounts* and 1 woodcrate
- combines 50mm aluminum tubing w/ heavy-duty spigot connectors with state-of-the-art zipper pillowcase fabric graphics
- laminate counter with UV printed slat walls provides a welcoming reception area and lockable storage



FORMULATE FUSION KIT 06
CFAB-K-06

- fabric center tower structure, two side fabric tower structures, rigid graphic accents, CHIP-WALL conference wall, oval counter, five monitor mounts* and 1 woodcrate
- combines 50mm aluminum tubing w/ heavy-duty spigot connector with state-of-the-art zipper pillowcase fabric graphics


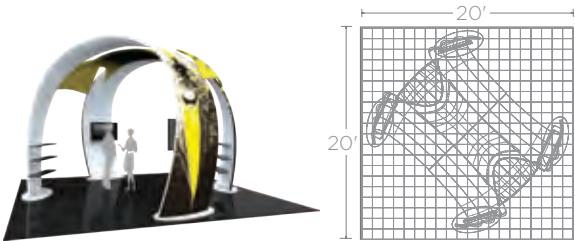


*Monitors not included.
Formulate Fusion Kits are made in North America and have a limited lifetime frame warranty.

FORMULATE FUSION KIT 07

CFAB-K-07

- aluminum tube frames and zipper pillowcase fabric graphics for the two arch structures, three fabric accents in between arches, six shelves, two monitor mounts* and 1 WOODCRATE-H
- combines state-of-the-art zipper pillowcase fabric graphics with advanced lightweight aluminum tubing

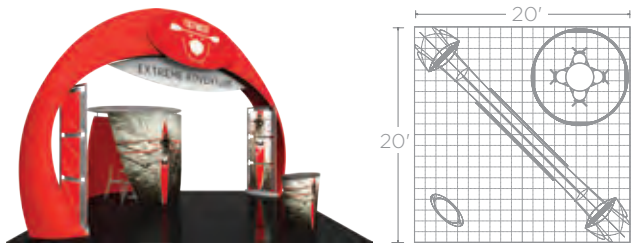


FORMULATE FUSION KIT 08

CFAB-K-08

- lightweight, aluminum tube frames and zipper pillowcase fabric graphics for the arch structure and four accent graphics
- structural illuminated accents are 42" w x 105" h and feature three 29.5" illuminated squares each
- tubular/fabric conference room
- oval counter

Illuminated squares



FORMULATE FUSION | 20' X 20' ISLAND EXHIBIT KITS




*Monitors & furniture not included.
Formulate Fusion Kits are made in North America and have a limited lifetime frame warranty.

FORMULATE FUSION KIT 09

CFAB-K-09


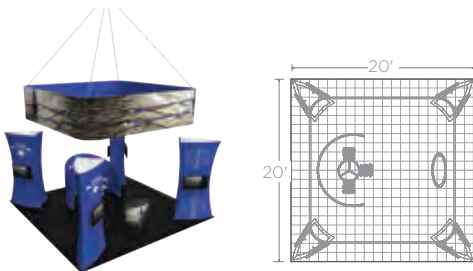
- combines state-of-the-art zipper pillowcase fabric graphics with advanced lightweight aluminum tubing
- I-shaped structure features a roof-top that extends 18' into exhibit space
- structurally supported by laminated counter and anchors to two accent walls
- two double-sided fabric graphic walls set at a 45 degree angle



FORMULATE FUSION KIT 10

CFAB-K-10

- combines state-of-the-art zipper pillowcase fabric graphics with advanced lightweight aluminum tubing
- rounded corner 16' square hanging structure; requires rigging
- four 10' tall, 5' wide towers anchor to each corner
- each tower includes two medium monitor mounts* which hold 32"-55" monitors
- semi-private fabric meeting space
- freestanding pillar-shaped fabric counter



FORMULATE FUSION KIT 11

CFAB-K-11

- trapezoidal-shaped fabric structure rests above four mirrored trapezoidal-shaped corner towers
- four wood counters stand in front of towers
- four towers feature areas for large TV monitors facing the aisles; monitor mounts* included
- two L-shaped fabric dividers for semi-private meetings



*Monitors & furniture not included.

Formulate Fusion Kits are made in North America and have a limited lifetime frame warranty.



FORMULATE® COUNTERS

Formulate® counters couple lightweight hardware with state-of-the-art printed stretch silicone edge push-fit fabric graphics to create funky and functional reception stands.



PILLAR
W-01-C 



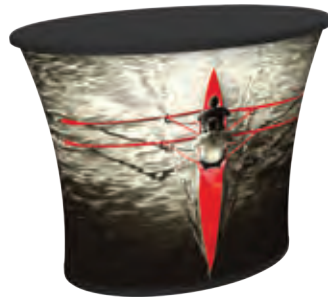
HALF MOON
W-02-C



ELLIPSE
W-03-C 



BULLET
W-04-C



OVAL 
W-05-C



BAR
W-06-C-02
*additional sizes available



HALF MOON



OVAL



BULLET



SYMPHONY™ ACCENT COUNTERS

Symphony™ counters provide a unique, sleek design that lends an attractive element to any trade show or POP display. Symphony counters combine extrusion-based hardware with state-of-the-art PRINTED or SOLID COLOR stretch push-fit fabric graphics.




OVAL
SYM-OV



RECTANGLE
SYM-RCT



BULLET
SYM-BLLT



OVAL DOUBLE GRAND
SYM-OV-DBL-GRND



3 QUAD KIT
SYM-QD-3

counter tops and bases are available in your choice of four color options



silver black mahogany natural

counter stretch skirts are available in custom printed options as well as the following colors:



amethyst ruby sapphire emerald silver jet



HALF MOON



HALF MOON



HALF MOON

FORMULATE® HANGING & ARCHITECTURAL STRUCTURES



ATTRACT. ATTENTION. ADVERTISE.



Formulate® Hanging & Architectural Structures are designed to attract attention • Hanging structures draw the eye to a brand in events and interior spaces • Funnels, arches, towers, video walls, rooms and conference walls captivate audiences and add WOW to any space • Structures available in a wide range of sizes, shapes and styles

FORMULATE ESSENTIAL HANGING STRUCTURES


Formulate® Essential fabric hanging structures are an economy range of standard, simple hanging structure shapes. The economy aluminum tube frame features bungee cords and comes with a one year limited hardware warranty. Simply pull the pillowcase fabric graphic over the frame and zip. Essential graphics do not come with a liner.

RING

8' diam. x 2'h/3'h/4'h
 10' diam. x 2'h/3'h/4'h
 12' diam. x 2'h/3'h/4'h




double-sided graphic




bottom graphic

SQUARE

8'w x 2'h/3'h/4'h
 10'w x 2'h/3'h/4'h
 12'w x 2'h/3'h/4'h





double-sided graphic




bottom graphic

TRIANGLE

8'w x 2'h/3'h/4'h
 10'w x 2'h/3'h/4'h
 12'w x 2'h/3'h/4'h



double-sided graphic



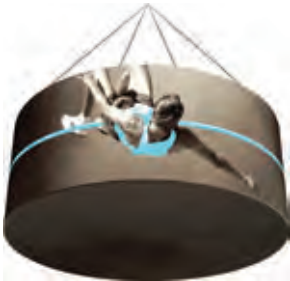

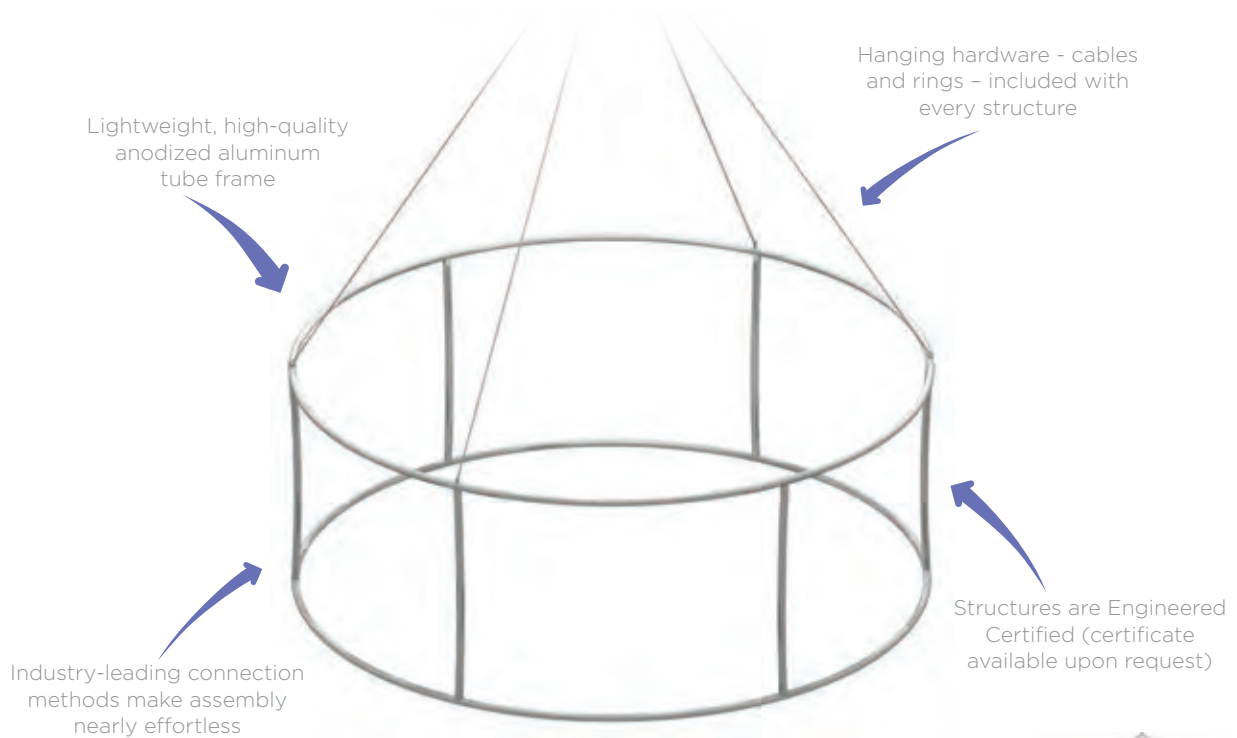
bottom graphic



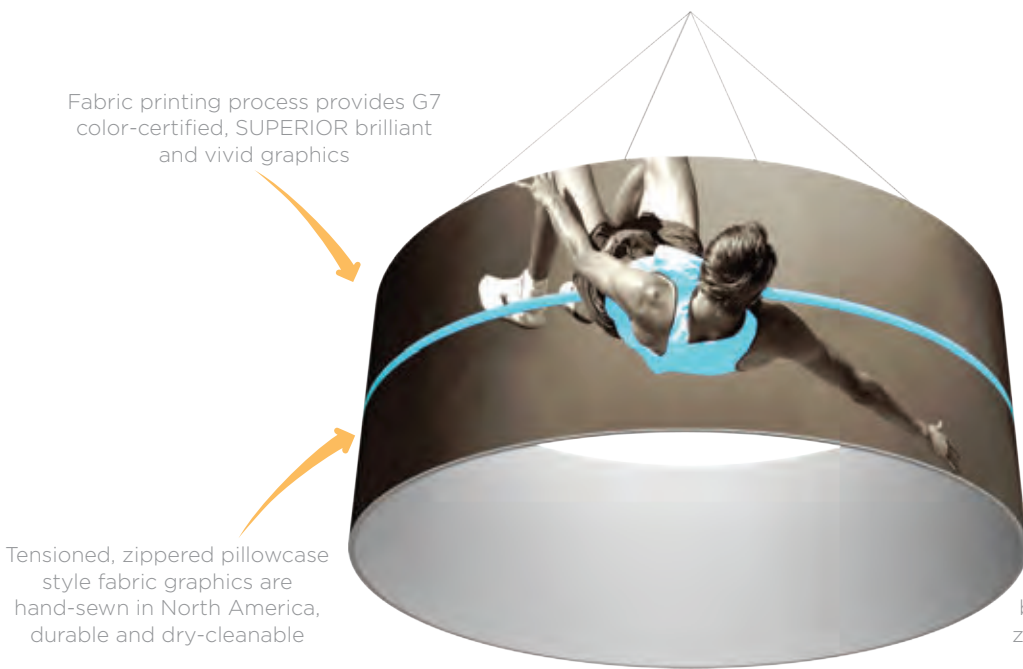
Formulate Essential hanging structures come with a one year limited frame warranty.

FORMULATE MASTER HANGING STRUCTURES

Formulate® tension fabric hanging structures are made in North America and are of the utmost quality and durability. Formulate combines state-of-the-art zipper pillowcase dye-sublimated stretch fabric coverings with advanced, lightweight aluminum structures to provide unique design, functionality, and style. The excellence of the Formulate line of hanging structures is simply unmatched! Master hanging structure graphics include a liner.



Fabric printing process provides G7 color-certified, SUPERIOR brilliant and vivid graphics



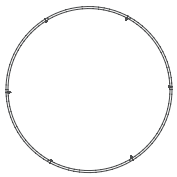
Choose from these graphic options: blank, single-sided, double-sided, and zip-in blank and printed bottom panels



Formulate Master hanging structures are made in North America and have a limited lifetime frame warranty.

RING

8' diam. x 2'h/3'h/4'h/5'h/6'h
 10' diam. x 2'h/3'h/4'h/5'h/6'h
 12' diam. x 2'h/3'h/4'h/5'h/6'h
 14' diam. x 2'h/3'h/4'h/5'h/6'h
 16' diam. x 2'h/3'h/4'h/5'h/6'h
 18' diam. x 2'h/3'h/4'h/5'h/6'h
 20' diam. x 2'h/3'h/4'h/5'h/6'h



double-sided graphic




bottom graphic

CUBE

3'w x 3'h
 4'w x 4'h
 6'w x 6'h
 8'w x 8'h
 10'w x 10'h




*illuminated cube also available



illuminated cube

SQUARE

8'w x 2'h/3'h/4'h/5'h/6'h
 10'w x 2'h/3'h/4'h/5'h/6'h
 12'w x 2'h/3'h/4'h/5'h/6'h
 14'w x 2'h/3'h/4'h/5'h/6'h
 16'w x 2'h/3'h/4'h/5'h/6'h
 18'w x 2'h/3'h/4'h/5'h/6'h
 20'w x 2'h/3'h/4'h/5'h/6'h




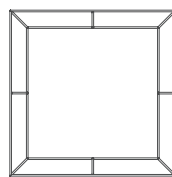

double-sided graphic



bottom graphic

TAPERED SQUARE

8'w x 2'h/3'h/4'h/5'h/6'h
 10'w x 2'h/3'h/4'h/5'h/6'h
 12'w x 2'h/3'h/4'h/5'h/6'h
 14'w x 2'h/3'h/4'h/5'h/6'h
 16'w x 2'h/3'h/4'h/5'h/6'h
 18'w x 2'h/3'h/4'h/5'h/6'h
 20'w x 2'h/3'h/4'h/5'h/6'h



double-sided graphic



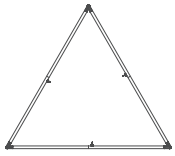
certain shapes and sizes also available for rent



Formulate Master hanging structures are made in North America and have a limited lifetime frame warranty.

TRIANGLE

8'w x 2'h/3'h/4'h/5'h/6'h
 10'w x 2'h/3'h/4'h/5'h/6'h
 12'w x 2'h/3'h/4'h/5'h/6'h
 14'w x 2'h/3'h/4'h/5'h/6'h
 16'w x 2'h/3'h/4'h/5'h/6'h
 18'w x 2'h/3'h/4'h/5'h/6'h
 20'w x 2'h/3'h/4'h/5'h/6'h



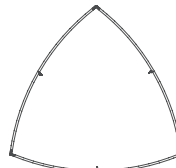
double-sided graphic



bottom graphic

CONVEX TRIANGLE (SHIELD)


8'w x 2'h/3'h/4'h/5'h/6'h
 10'w x 2'h/3'h/4'h/5'h/6'h
 12'w x 2'h/3'h/4'h/5'h/6'h
 14'w x 2'h/3'h/4'h/5'h/6'h
 16'w x 2'h/3'h/4'h/5'h/6'h
 18'w x 2'h/3'h/4'h/5'h/6'h
 20'w x 2'h/3'h/4'h/5'h/6'h



double-sided graphic

PINWHEEL


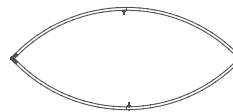
8'w x 2'h/3'h/4'h/5'h/6'h
 10'w x 2'h/3'h/4'h/5'h/6'h
 12'w x 2'h/3'h/4'h/5'h/6'h
 14'w x 2'h/3'h/4'h/5'h/6'h
 16'w x 2'h/3'h/4'h/5'h/6'h
 18'w x 2'h/3'h/4'h/5'h/6'h
 20'w x 2'h/3'h/4'h/5'h/6'h



double-sided graphic

FOOTBALL

8'w x 2'h/3'h/4'h/5'h/6'h
 10'w x 2'h/3'h/4'h/5'h/6'h
 12'w x 2'h/3'h/4'h/5'h/6'h
 14'w x 2'h/3'h/4'h/5'h/6'h
 16'w x 2'h/3'h/4'h/5'h/6'h
 18'w x 2'h/3'h/4'h/5'h/6'h
 20'w x 2'h/3'h/4'h/5'h/6'h



double-sided graphic



OCE - Formulate Expandable Case

Structures collapse to a fraction of their size and come in standard carry bags and heavy-duty shipping and storage box(es).

Expandable, rugged molded shipping and transportation cases available as an upgrade.




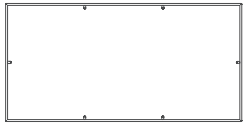
certain shapes and sizes also available for rent



Formulate Master hanging structures are made in North America and have a limited lifetime frame warranty.

RECTANGLE

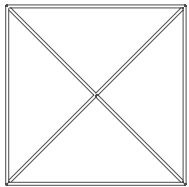
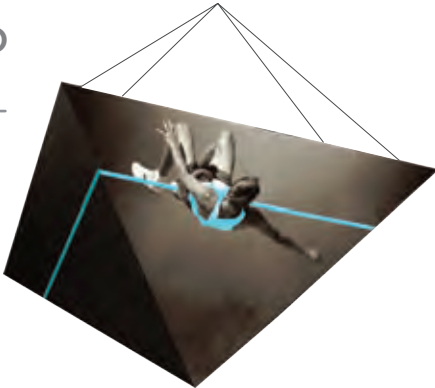
- 8'w x 2'h/3'h/4'h/5'h/6'h
- 10'w x 2'h/3'h/4'h/5'h/6'h
- 12'w x 2'h/3'h/4'h/5'h/6'h
- 14'w x 2'h/3'h/4'h/5'h/6'h
- 16'w x 2'h/3'h/4'h/5'h/6'h
- 18'w x 2'h/3'h/4'h/5'h/6'h
- 20'w x 2'h/3'h/4'h/5'h/6'h



double-sided graphic


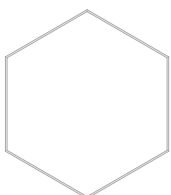
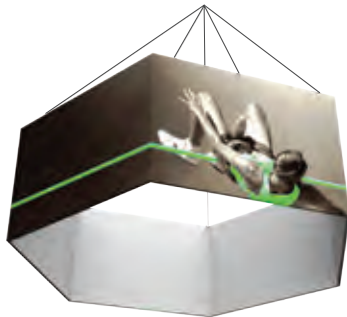
FOUR-SIDED PYRAMID

- 10'w x 5'h
- 12'w x 6'h
- 16'w x 8'h
- 20'w x 10'h



HEXAGON

- 8'w x 2'h/3'h/4'h/5'h/6'h
- 10'w x 2'h/3'h/4'h/5'h/6'h
- 12'w x 2'h/3'h/4'h/5'h/6'h
- 14'w x 2'h/3'h/4'h/5'h/6'h
- 16'w x 2'h/3'h/4'h/5'h/6'h



double-sided graphic


CURVE

- 8'w x 2'h/3'h/4'h/5'h/6'h
- 10'w x 2'h/3'h/4'h/5'h/6'h
- 12'w x 2'h/3'h/4'h/5'h/6'h
- 14'w x 2'h/3'h/4'h/5'h/6'h
- 16'w x 2'h/3'h/4'h/5'h/6'h
- 18'w x 2'h/3'h/4'h/5'h/6'h
- 20'w x 2'h/3'h/4'h/5'h/6'h




PANEL

- 8'w x 2'h/3'h/4'h/5'h/6'h
- 10'w x 2'h/3'h/4'h/5'h/6'h
- 12'w x 2'h/3'h/4'h/5'h/6'h
- 14'w x 2'h/3'h/4'h/5'h/6'h
- 16'w x 2'h/3'h/4'h/5'h/6'h
- 18'w x 2'h/3'h/4'h/5'h/6'h
- 20'w x 2'h/3'h/4'h/5'h/6'h




DISC

- 8' diameter
- 10' diameter
- 12' diameter
- 14' diameter
- 16' diameter
- 18' diameter
- 20' diameter



S-CURVE

- 8'w x 2'h/3'h/4'h/5'h/6'h
- 10'w x 2'h/3'h/4'h/5'h/6'h
- 12'w x 2'h/3'h/4'h/5'h/6'h
- 14'w x 2'h/3'h/4'h/5'h/6'h
- 16'w x 2'h/3'h/4'h/5'h/6'h
- 18'w x 2'h/3'h/4'h/5'h/6'h
- 20'w x 2'h/3'h/4'h/5'h/6'h



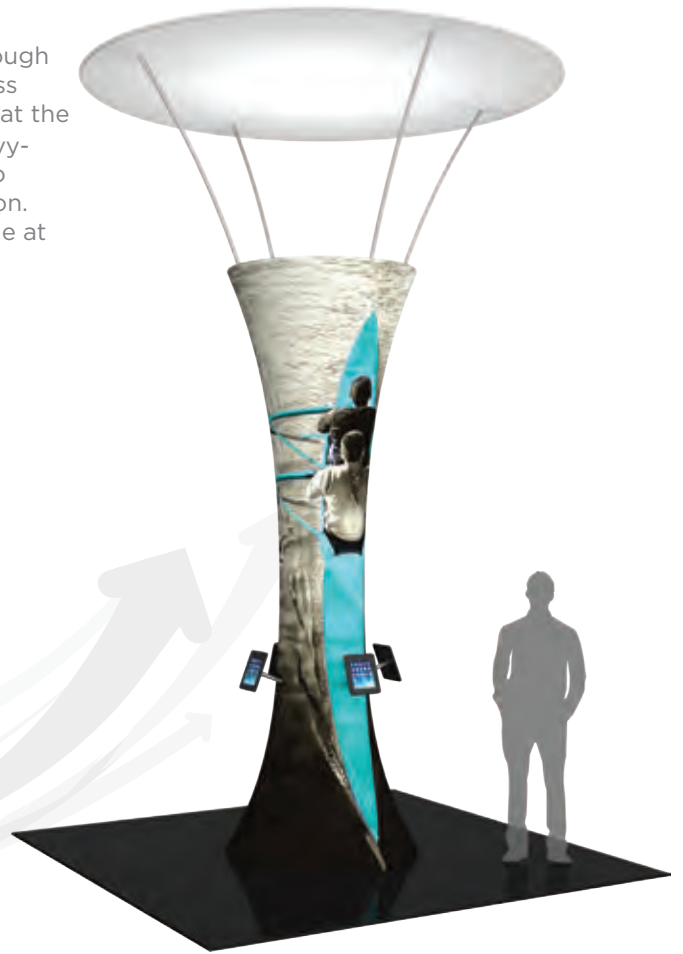
certain shapes and sizes also available for rent



Formulate Master hanging structures are made in North America and have a limited lifetime frame warranty.

FORMULATE FUNNELS

Versatile Formulate® Funnels transform any environment through form, fabric and lighting. Formulate Funnels have an hourglass shape, come in 20', 16' and 12' heights and have 8' diameters at the top and 3 1/2' diameters at the bottom. Funnels feature a heavy-duty, wooden base and silver brushed coated truss interior to create a dynamic, towering structure that commands attention. Fabric graphics feature a zipper at the top and a silicone edge at the bottom for easy assembly.




16' FUNNEL
FUN-04*



20' FUNNEL
FUN-01



16' FUNNEL
FUN-02



12' FUNNEL
FUN-03




*Tablets not included.
Formulate structures are made in North America and have a limited lifetime frame warranty.

FORMULATE TOWERS

Mix and match the Formulate® line of towers to add architecture and drama to any event or interior space. Cylinder-shaped, Rectangular-shaped and Shield-shaped towers come in 12', 10' and 8' heights and 3' square/diameters at the tops and bottoms. They combine the latest developments in fabric printed technology with aluminum tube frames to add dimension, décor and sculpture to any event, stage set, tradeshow booth or interior space. Custom sizes also available.



12' FOUR SIDED TOWER
COL-01



 10' FOUR SIDED TOWER
COL-02



8' FOUR SIDED TOWER
COL-03

BACKLIT TOWERS



12' BACKLIT FOUR SIDED TOWER
COL-01-BL



10' BACKLIT FOUR SIDED TOWER
COL-02-BL



8' BACKLIT FOUR SIDED TOWER
COL-03-BL



Formulate structures are made in North America and have a limited lifetime frame warranty.

FORMULATE TOWERS

Mix and match the Formulate line of towers to add architecture and drama to any event or interior space. Cylinder, Rectangular and Shield-shaped towers come in 12', 10' and 8' heights and 3' square/diameters at the tops and bottoms.



10' TOWER
TOWER-02*



overhead view of shield towers



12' SHIELD TOWER
SHD-TOWER-03




10' SHIELD TOWER
SHD-TOWER-02



8' SHIELD TOWER
SHD-TOWER-01



12' CYLINDER TOWER
CYL-01



10' CYLINDER TOWER
CYL-02



8' CYLINDER TOWER
CYL-03

*Monitor not included.

Formulate structures are made in North America and have a limited lifetime frame warranty.



FORMULATE ARCHES

Formulate® Arches add architecture and design to any event or interior space! Easily create and define a stunning entryway, focal point or stage set at your next tradeshow or event. Custom sizes also available.



ARCH 01 12'

ARCH-01*


- 8' tall, spans 11 ½' wide, 8' deep at the bases
- two monitor mounts* are included, externally facing, adding a bonus opportunity to display messaging & branding
- shown in a 12' space



ARCH 02 10'

ARCH-02

- 7 2/3' tall, spans 9 ½' wide and is nearly 5' deep at the bases
- shown in a 10' space



ARCH 03 20'

ARCH-03

- 11 ½' tall, spans 19 ½' wide and is 8' deep at the bases
- fits perfectly in a 20' x 20' island space
- shown in a 20' space



ARCH 06 17'

ARCH-06

- 12 ½' tall, spans 17' wide and 5'4" deep
- three dimensional shape for added impact



ARCH 07 10'

ARCH-07

- 7 ½' tall, spans 10' wide and 4' 7/8" deep



*Monitor not included.

Formulate structures are made in North America and have a limited lifetime frame warranty.


**FORMULATE
CONFERENCE WALLS**

Ergonomically designed, Formulate® walls combine the latest developments in fabric printed technology with gently curved 50mm aluminum frames to create private, cozy and stylish conference areas within any space.



C-SHAPED WALL
C-WALL

- 7' tall at 7'4" diameter



CONFERENCE WALL
C-WALL-02*

- conference room
- features two fabric walls and a sheer fabric canopy
- large enough to house a small table and four chairs
- 8'6" tall and has a diameter of 9'
- furniture not included



CHIP-SHAPED WALL
CHIP-WALL*



- potato chip shaped structure that stands 8' tall and is 9'3" wide



CHIP-SHAPED WALL
CHIP-WALL-02*

- curved conference room divider that stands 6'4" tall and is 9'5" wide


*Furniture not included.

Formulate structures are made in North America and a limited lifetime frame warranty.




FORMULATE VIDEO WALLS & ROOMS

Heavy-duty 50mm aluminum frames are coupled with stretch, zipper pillowcase fabric graphics to create flowing, uniquely-shaped Formulate curved walls and architectural structures that are ideal for tradeshow, events, corporate environments and interior spaces. With a variety of options, you can mix and match with other Formulate fabric structures to create the ideal display, booth or environment. Custom sizes also available.



SURF SURF-WALL*

- C-shaped multimedia display that stands 11'4" tall with a width of 7'7"
- curved shape sustained by supporting legs
- monitor mounts included



TREE HOUSE TREEHOUSE-RM



- cylinder-shaped space perfect for meetings, graphical displays, projected presentations, a theater setting
- 15' in diameter, 8' tall and features two 7' tall doorways, encouraging traffic flow

CUSTOMIZED ARCHITECTURAL STRUCTURES

We FORMULATE tension fabric structures into immersive branded tradeshow exhibits and interior environments!


We work with you to design, build and create custom tension fabric structures that help you achieve your branding and face to face marketing goals. From funnels to arches, conference rooms, divider walls and well beyond, you imagine it and we make it a reality!

Work with us on your next customized tension fabric structure and expect to impress!



*Monitor and furniture not included.

Illuminated wall!



Hybrid Pro Modular
Kit 03
HP-K-03



Hybrid Pro Modular
Kit 03



Hybrid Pro Modular
Kit 11



Vector Frame Light Box

MODULAR **EXHIBIT** SYSTEMS

Modular exhibit systems and displays provide exhibitors with sophisticated, custom-looking exhibits that stand the test of time and can adapt and evolve from show to show. Using standardized components as building blocks, modular displays can often be reconfigured to fit multiple size spaces and customized to fit unique needs.

MODULAR DISPLAY USES

- Tradeshows and events
- Permanent displays in museums and educational environments
- Retail settings

MODULAR DISPLAY FABRICATION

- Systems combine aluminum extrusion frames with push-fit fabric graphics
- North American-made systems are created by expert welding, metal-working technicians and carpenters.
- Graphics are printed with the latest state-of-the-art large format printers
- Graphics are produced and finished by hand by highly-skilled sewers in North America

MODULAR DISPLAY OPTIONS

- Banners and light boxes
- Tabletop displays through to 10' and 20' inline exhibit kits
- 20' by 20' island exhibit kits
- Charging stations, counters, multi-media kiosks, lighting and more

BOLD EXHIBITS, MADE **INGENIOUSLY** SIMPLE.



Luna Orbital Express Truss



Hybrid Pro Modular
Kit 19

HYBRID PRO™ MODULAR



MODULAR. RECONFIGURABLE. UNFORGETTABLE.

Hybrid Pro™ Modular exhibits are versatile, striking and reconfigurable displays • Hybrid Pro displays combine quality aluminum extrusion frames with vibrant push-fit fabric graphics to create sophisticated exhibits perfect for tradeshow and event applications